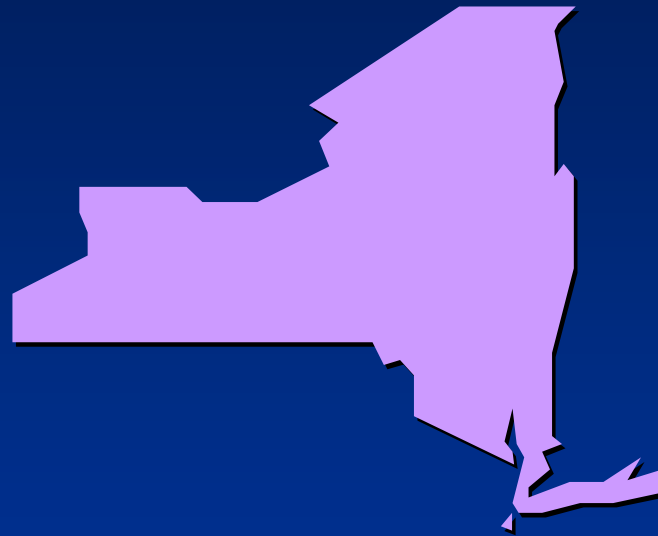


Commission on Health Care Facilities in the 21st Century



**Long Island, New York City and Northern
Regional Overviews**

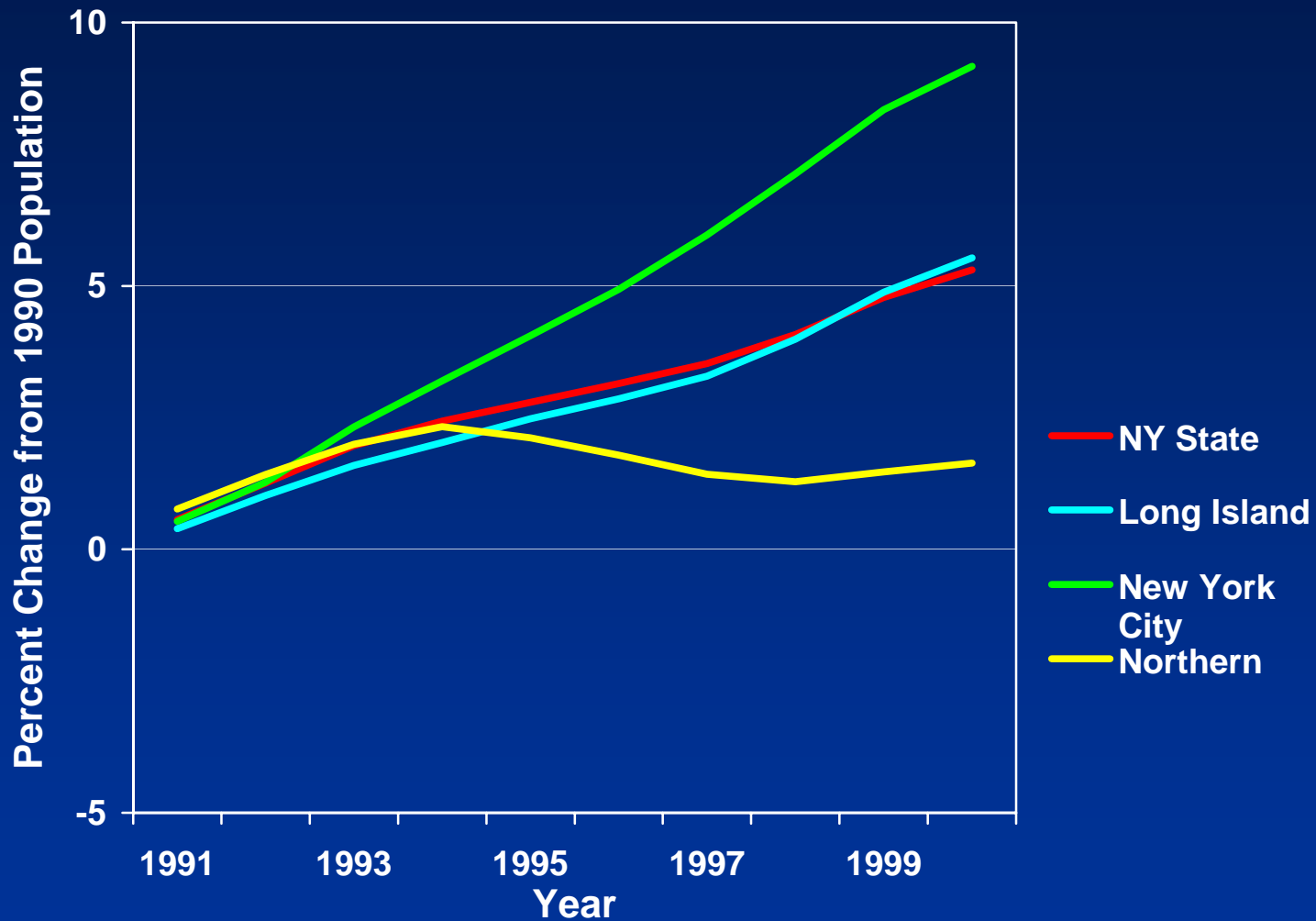
Size of Regions

- Long Island
 - Composed of Nassau and Suffolk counties
 - 1,199 square miles (3% of the state land area)
- New York City
 - Composed of five counties
 - 303 square miles (1% of the state land area)
- Northern
 - Composed of sixteen counties
 - 13,896 square miles (29% of the state land area)

Population of Regions

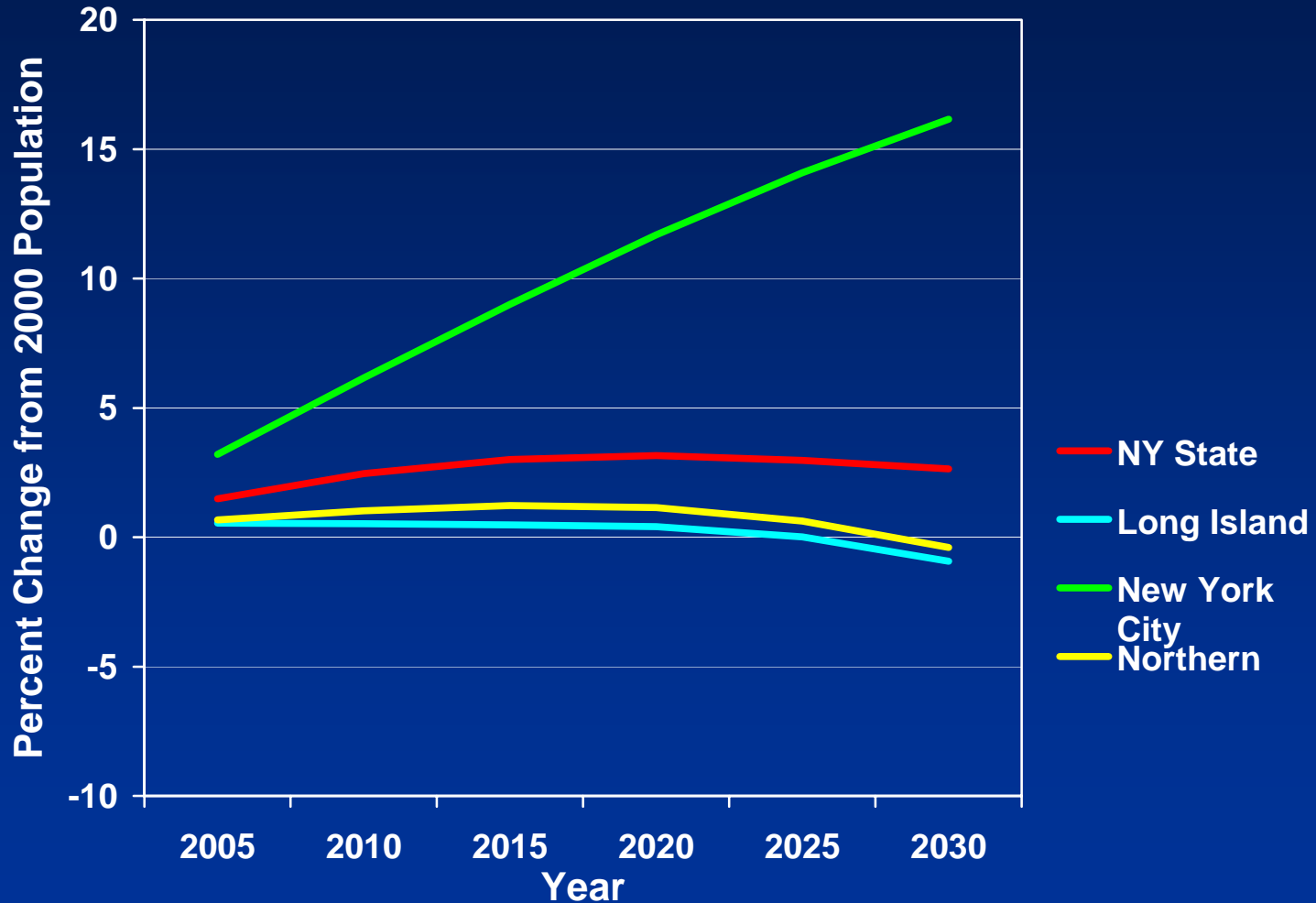
- Long Island
 - Total population is 2,815,129
 - 15% of the state population
- New York City
 - Total population is 8,104,079
 - 42% of the state population
- Northern
 - Total population is 1,430,362
 - 7% of the state population

Population Growth in 90s



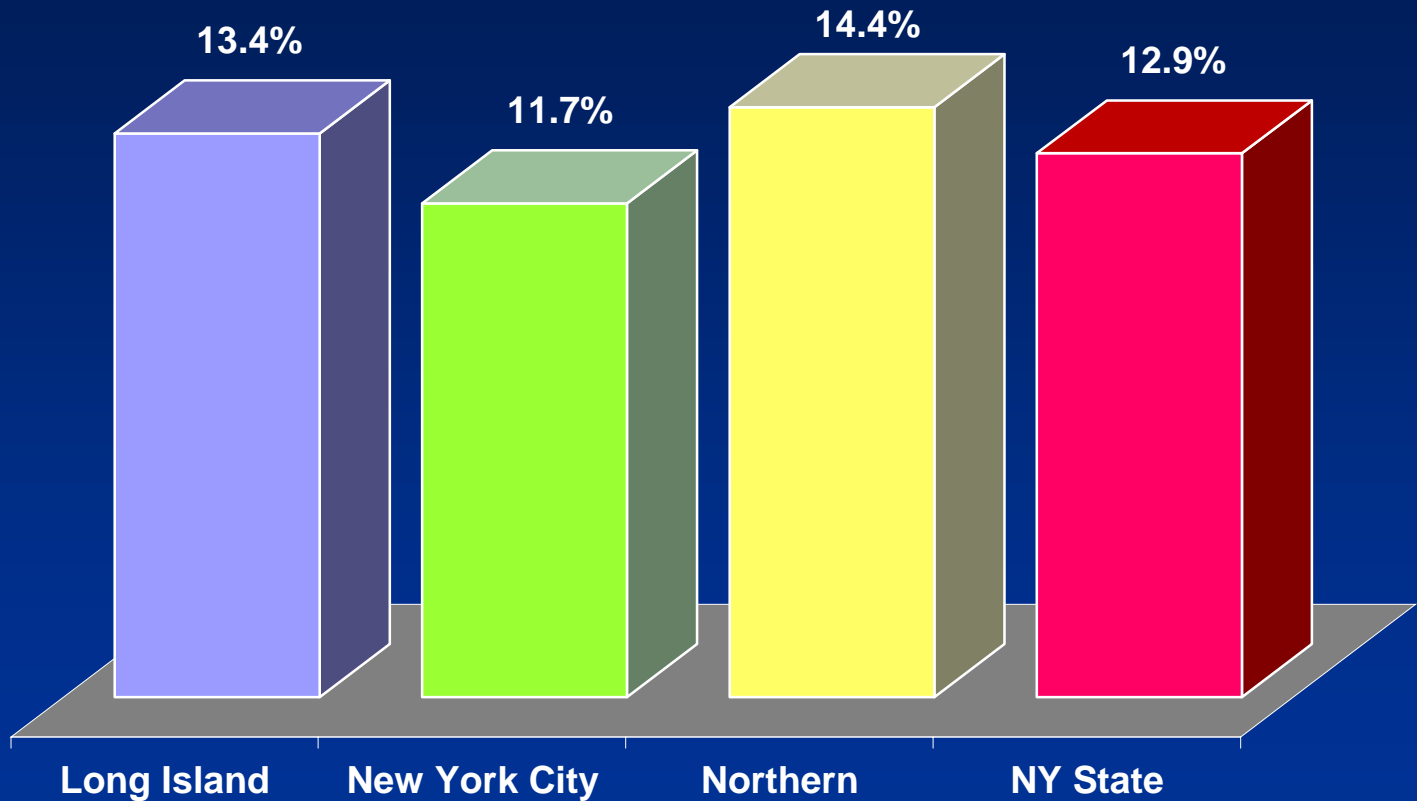
Source: U.S. Census Bureau

Projected Population Growth through 2030



Source: Statewide projections – US Census Bureau
Regional projections – New York Statistical Information System

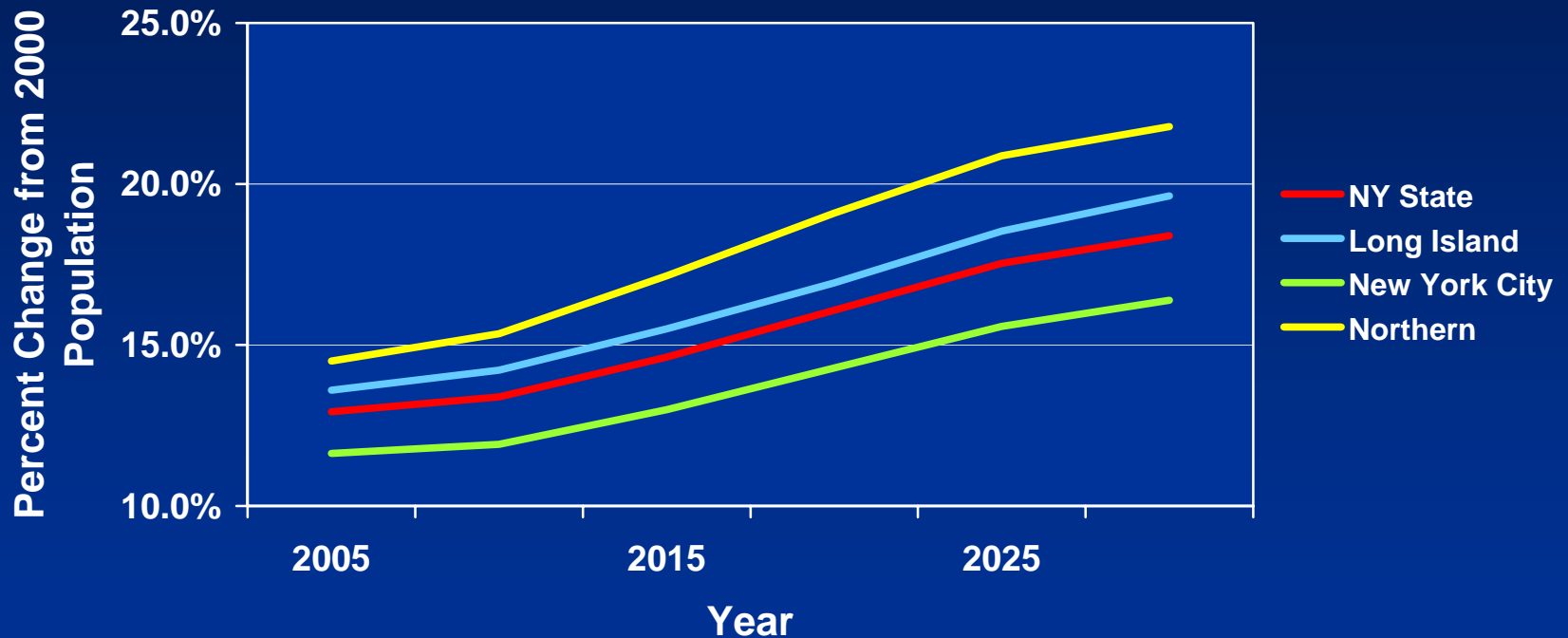
Current 65+ Population



Source: Statewide projections – US Census Bureau
Regional projections – New York Statistical Information System

65+ Population Projections to 2030

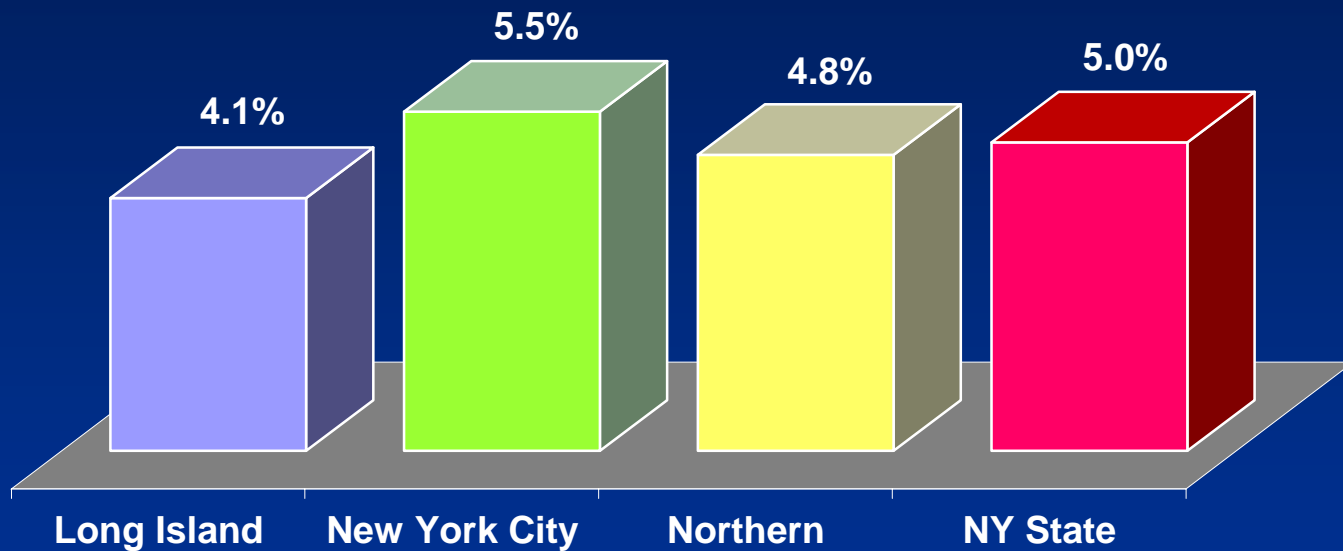
65+ Population Growth to 2030



Source: Statewide projections – US Census Bureau

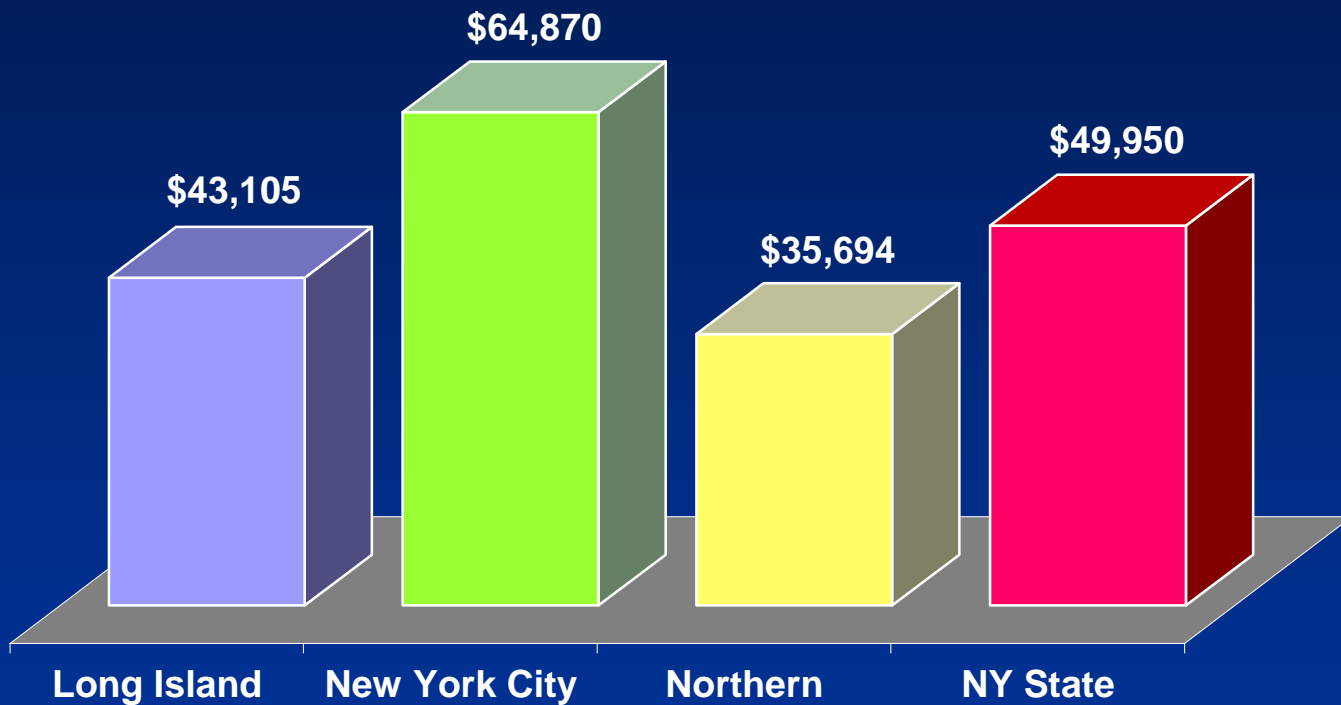
Regional projections – New York Statistical Information System

Unemployment Rates in Regions



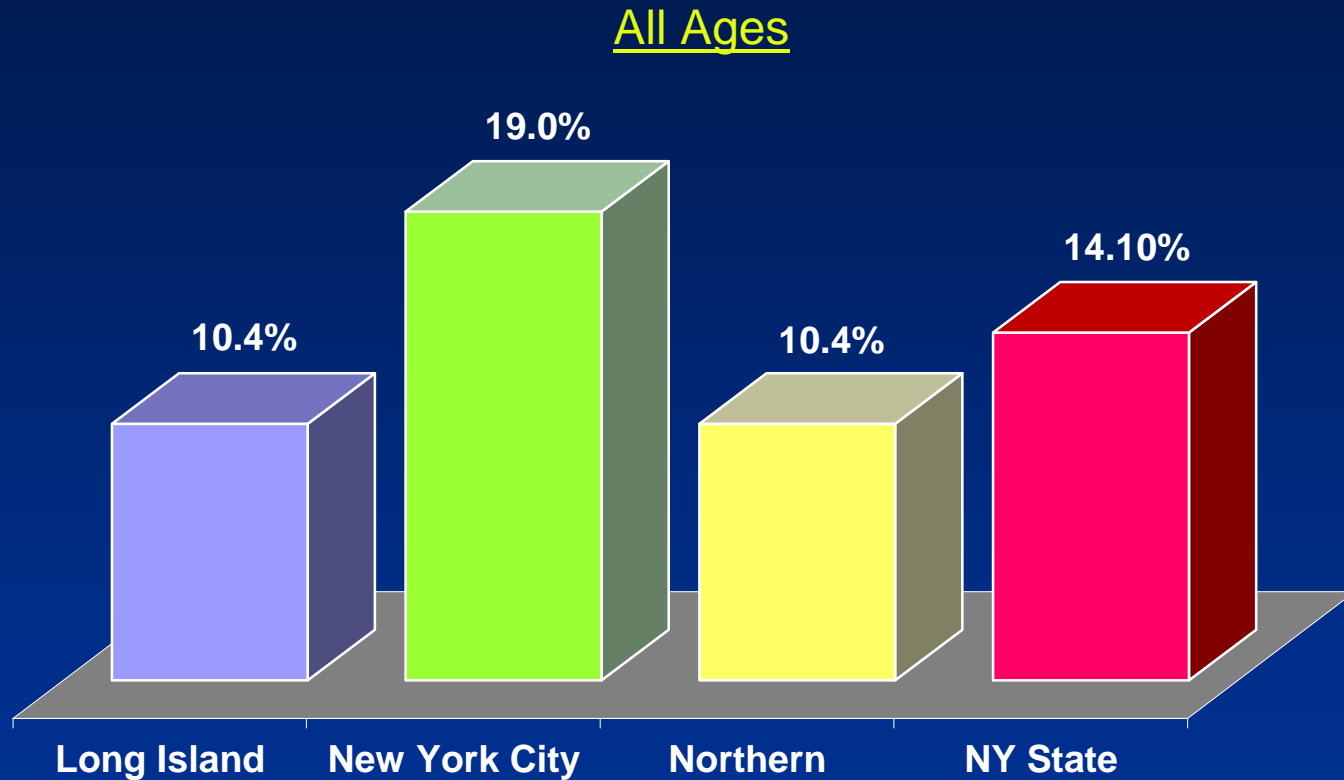
Source: NYS Department of Labor (CEW) March 2006 estimates

Average Wage in Regions



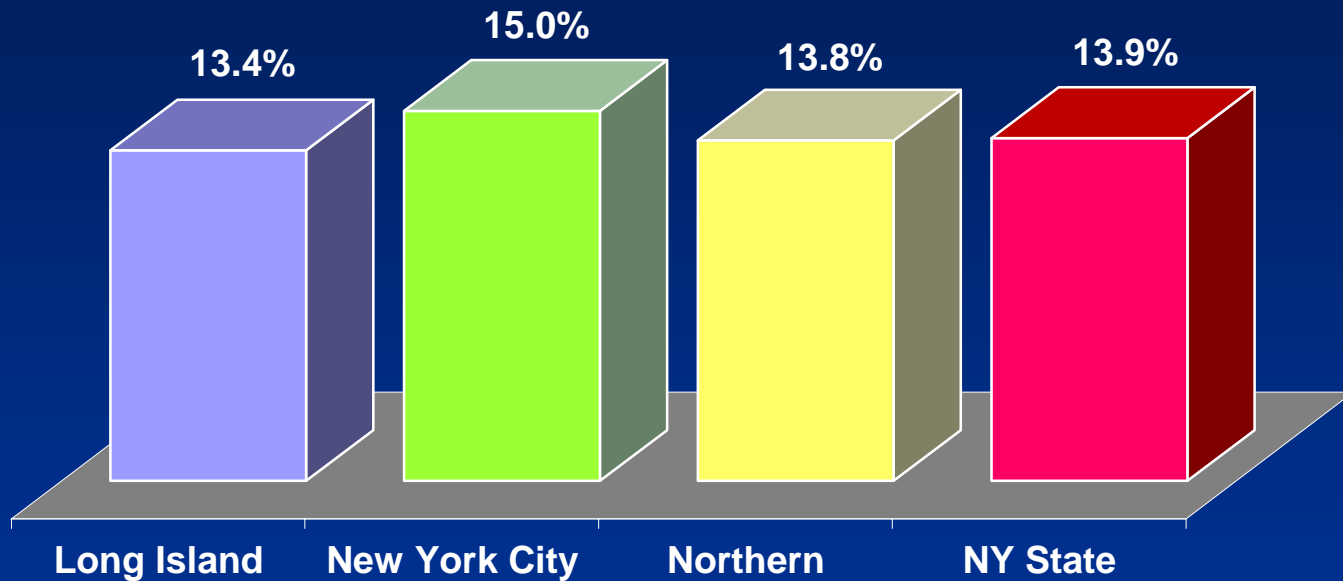
Source: NYS Department of Labor (CEW) 2004 estimates

Uninsured in Regions



Source: Uninsured from US Census Bureau (SAHIE) 2000 estimate

Health Care Share of Employment



Source: NYS Department of Labor (CEW) 2005 Q2 estimates

Long Island Hospitals

- 24 Acute Care Hospitals
 - 7,973 Licensed Beds
 - 7,377 Available Beds
- 383,008 Discharges
- 42,679.6 FTEs in Hospitals
 - 24,587.6 in Nassau
 - 18,092.0 in Suffolk

Source: 2004 SPARCS and ICR

New York City Hospitals

- 59 Acute Care Hospitals
 - 28,053 Licensed Beds
 - 25,519 Available Beds
- 1,293,564 Total Discharges
- 177,401.7 FTEs in Hospitals

Northern Hospitals

- 25 Acute Care Hospitals
 - 4,430 Licensed Beds
 - 3,921 Available Beds
- 179,527 Total Discharges
- 23,513.5 FTEs in Hospitals

Major Hospital Systems

New York City	Hospitals
NYC Health and Hospitals Corporation	13
New York Presbyterian	10
Continuum Health Partners	7
Saint Vincent's Catholic Medical Centers	5
North Shore-LIJ	4

Major Hospital Systems

Long Island

North Shore-LIJ

Catholic Health Services

Hospitals

8

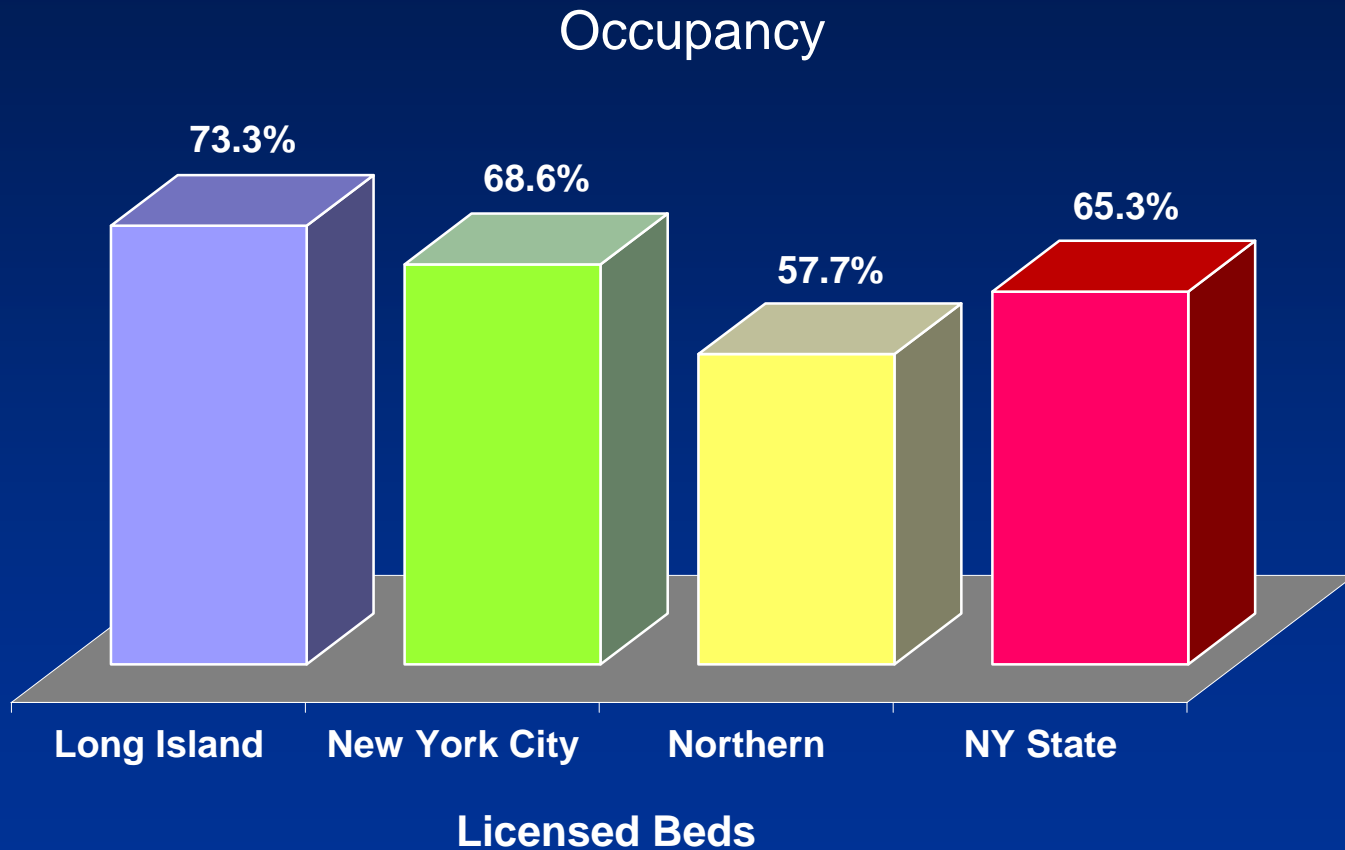
5

Northern

Northeast Health

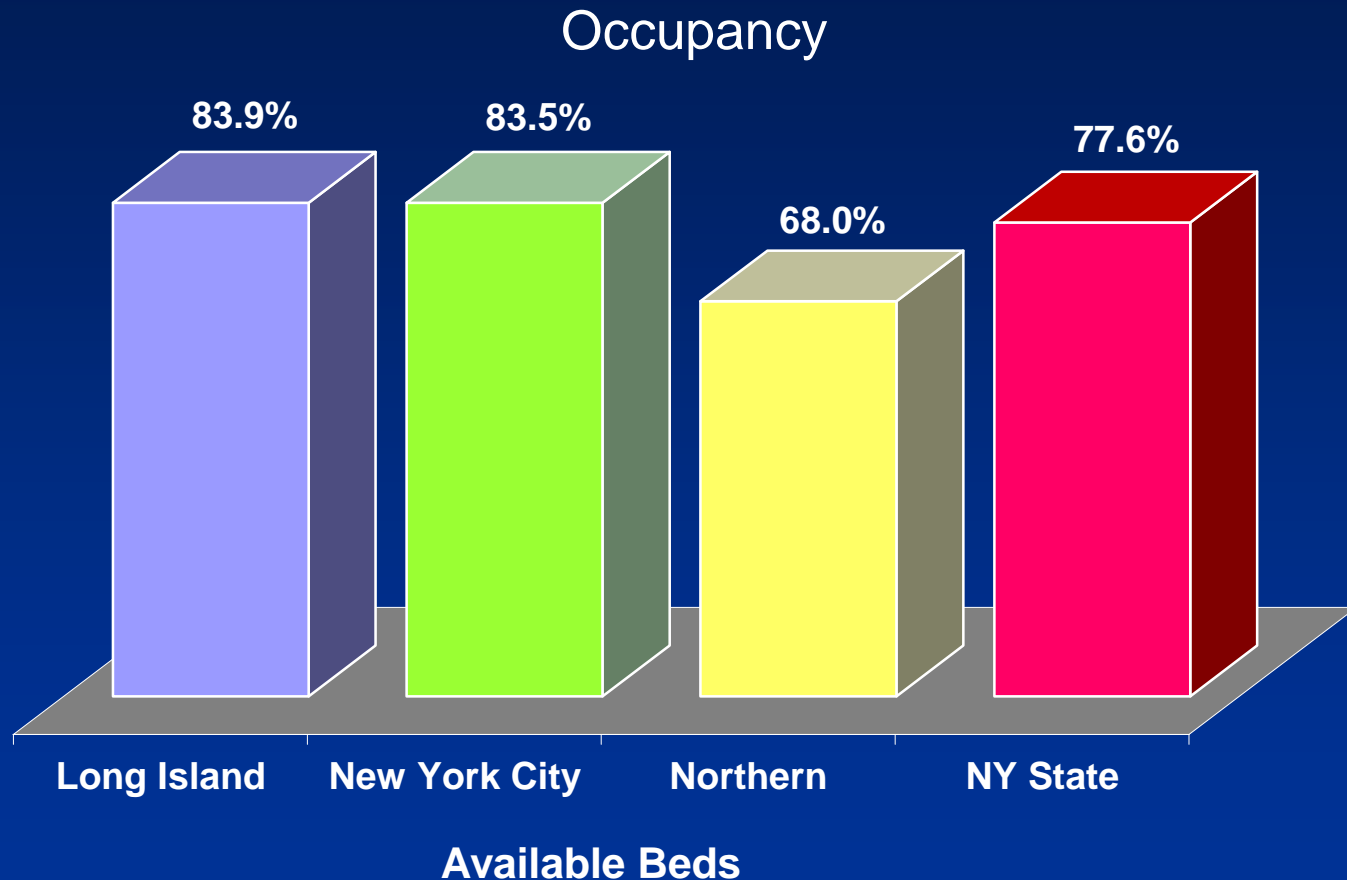
3

Licensed Bed Occupancy Rates



Source: 2004 SPARCS

Available Bed Occupancy Rates



Source: 2004 ICR

Hospital Financial Margins

Region	Counties	2004 Operating Margin (millions)	2004 Operating Margin Percent
Long Island	Nassau, Suffolk	\$52.4	0.7%
New York City	Bronx, Kings, New York, Queens, Richmond	-\$288.8	-1.3%
Northeastern	Albany, Clinton, Columbia, Delaware, Essex, Franklin, Fulton, Montgomery, Otsego, Rensselaer, Saratoga, Schenectady, Schoharie, Warren	\$52.1	2.1%
Statewide		-\$127.1	-0.3%

Source: HANYS analysis Hospital 2004 Financial Statements

Note: 213 Hospitals Reporting statewide

Hospital Closures

Year	Name	Region
2005	St. Mary's Hospital of Brooklyn (SVCMC)	NYC
2004	Beth Israel Medical Center – Singer Division	NYC
2004	Our Lady of Mercy Medical Center – Florence D'Urso Pavilion	NYC
2004	St Vincent's Catholic Medical Center – St Joseph's Division	NYC
2003	Brooklyn Hospital Center – Caledonian Campus	NYC
2003	Interfaith Medical Center – Jewish Hospital of Brooklyn	NYC
1999	New York Flushing Hospital Medical Center – North Division	NYC
1998	Union Hospital of the Bronx	NYC
1996	Wyckoff Heights Hospital – Jackson Heights Division	NYC
1996	Flushing Hospital – Little Neck Division	NYC

Hospital Closures

Year	Name	Region
2005	Brunswick Hospital	Long Island
2003	Island Medical Center	Long Island
2000	Massapequa General Hospital	Long Island
1999	St John's Episcopal Hospital, Community Division	Long Island
2003	Mary McClellan Hospital	Northern
1997	Leonard Hospital	Northern

Long Island Nursing Homes

- 78 licensed facilities
- 94.7% 2003 occupancy (NYS 93.3%)
- 16,898 licensed nursing home beds
- 1,745 low acuity residents in nursing home beds
- \$1.4B annual operating expenses in 2002

New York City Nursing Homes

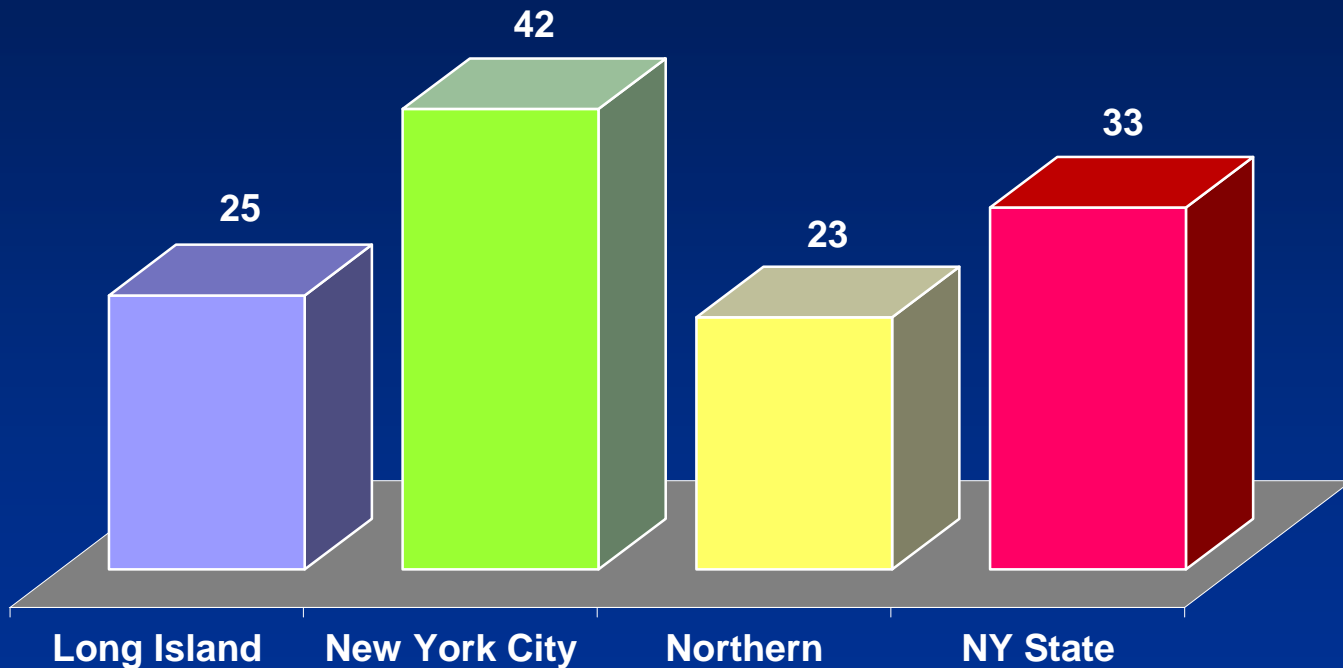
- 180 licensed facilities
- 95.8% 2003 occupancy (NYS 93.3%)
- 44,792 licensed nursing home beds
- 5,880 low acuity residents in nursing home beds
- \$4.6B annual operating expenses in 2002

Northern Nursing Homes

- 72 licensed facilities
- 96.3% 2003 occupancy (NYS 93.3%)
- 9,999 licensed nursing home beds
- 808 low acuity residents in nursing home beds
- \$600M annual operating expenses in 2002

Supply of Non-institutional Services

Non-Institutional Supply of LTC slots per 1000/65+



Nursing Home Closures

Year	Name	County
2005	Sunrest Health Facilities	Long Island
2004	Loeb Center Montefiore Medical Center	New York City
2005	Hebrew Home for the Aged at Riverdale Baptist	New York City
2003	Eden Park Health Care Center	Northern
2003	Eden Park Health Care Center	Northern
2003	Mary McClellan Skilled Nursing Facility	Northern

Questions?